

ENVIRONMENTAL CHECKLIST

As part of our BS8555 we strive to record the environmental impact of our printing projects and continually work on reducing the amount of resources needed.


This presentation highlights nine ways to help you to minimise your impact on the environment.



COMPUTERS AND PRINTERS

Always switch them off at the end of the day

Set computers to sleep when your not
working on them



SAVE RESOURCES


Use electronic rather than paper
based communications

Reuse and recycle paper and stationery
items in the studio environment



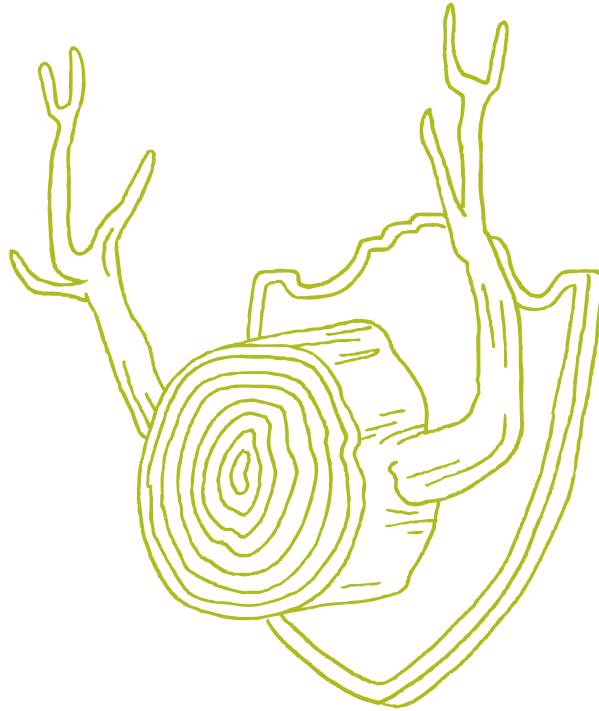
STUDIO

Switch off all lights and heating
at the end of the day



RECYCLING

Recycle all paper and hard plastics




DESIGN

Make good use of the whole print sheet
(adjust size of object if necessary)

Design to be updated (if around for
longer period of time)

Minimise packaging needed to distribute
design items, included already in the
design process



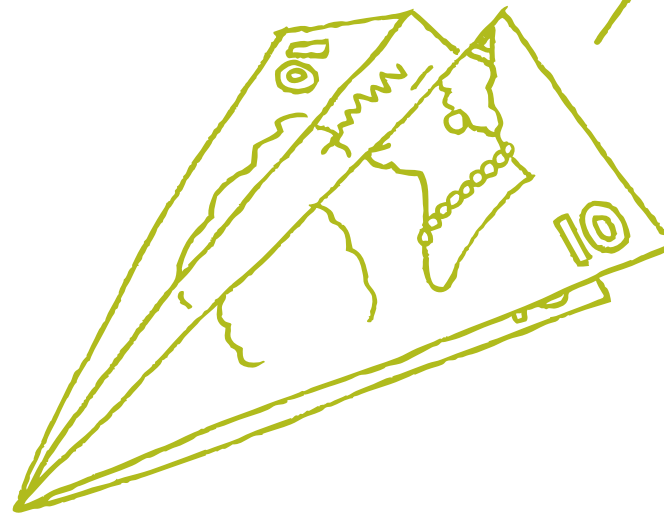
PAPER CHOICE

FSC accredited paper

Recycled from post-consumer waste

Recycled from post-industrial waste

Choose lightest possible paper



PRINTING

Avoid printing techniques that are difficult to recycle like foil blocking

Ask for vegetable-oil based inks

Only use green accredited printers

Don't use toxic inks like fluorescent colours

Keep ink coverage to a minimum

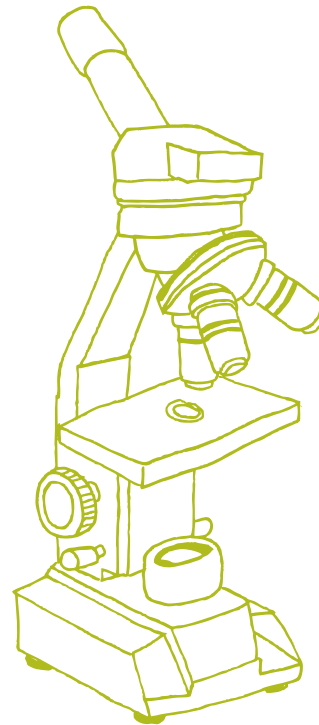
Talk to the printer early on to get best advice on printing job



PRINTING PROOF

Encourage clients to rather have digital proofs instead of wet proofs where possible

Proof carefully to avoid reprinting




FINISHING

Avoid lamination, it's difficult to recycle

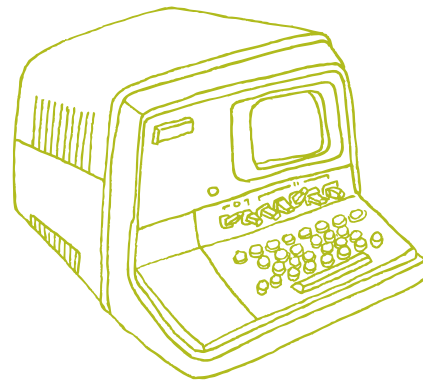
saddle stitching should be first choice
before wirebinding and lamination

avoid UV varnishes



beam.

35a Britannia Row London N1 8QH
STUDIO 020 7288 2448 EMAIL hello@designbybeam.com
www.designbybeam.com



illustrations © Damien Weighill 2009 by kind permission of Blast